

MAVERICK



Efficient pre-assembly
cuts on site labour



Arrives on site mechanically
and electrically
prefabricated



Rapidly deployed on site

MAVERICK DATASHEET - MAV-1504-M300-E103-AGW

Mechanical Specifications

Dimensions

Module Configuration	40 modules per MAV, 5 wide x 8 long
Module Dimensions (H x W x L)	35 (H) x 1134 (W) x 2279 (L) mm
Packed Dimensions (H x W x L)	2550 (H) x 5960 (W) x 550 (L) mm
Deployed Dimensions (H x W x L)	0 (H) x 5960 (W) x 18754 (L) mm
Tilt angle	10 degrees, excluding ground variation
Weight	30 kg

Deployment Considerations

Deployment Vehicle	Telehandler or Forklift equipped with 5B custom carriage
Beam to beam height tolerance	MAX. 350 mm
Beam-end to beam-end Height tolerance	MAX. 190 mm
Maximum number of Redeployments	0
Packing Configuration	3 mav units per 20' HQ container 6 mav units per 40' HQ container

Design Considerations

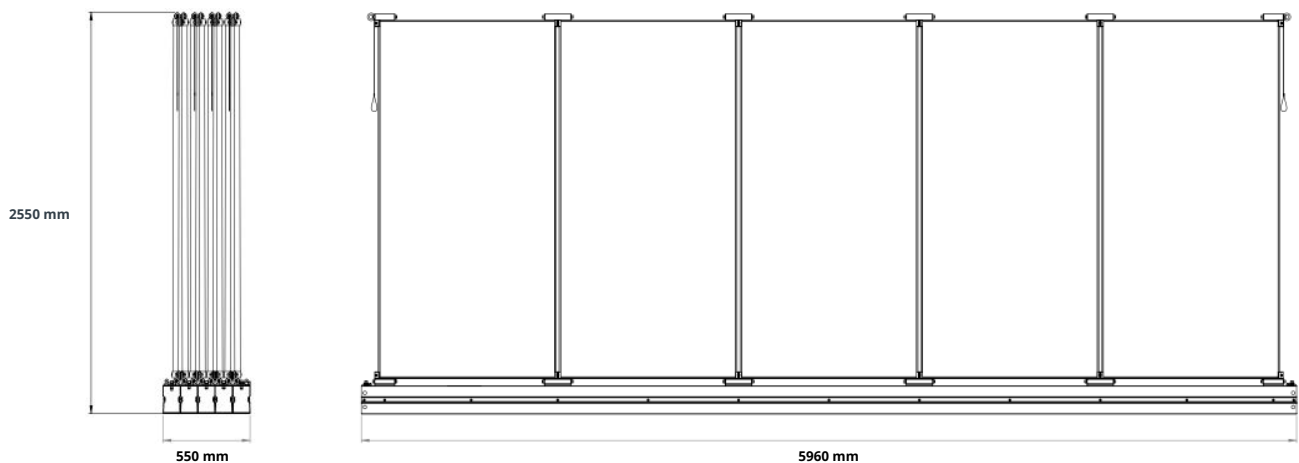
Design Life	25 Years
Corrosivity Category	C2
Maximum Periodic Flood Heights	170 mm*2
Allowable Wind Speed	Standard: 33 m/s N-S & 37 m/s E-W Configurable up to: 48 m/s *1

Materials

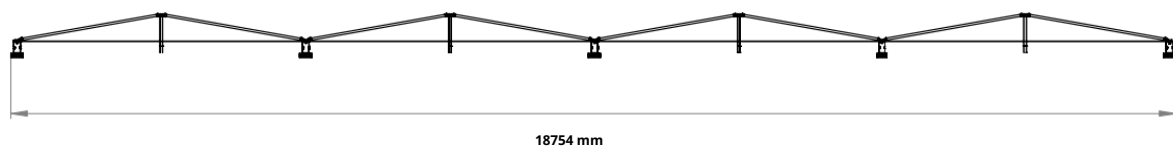
Module Connections	Anodised Aluminium Alloy Hinges
Tethers	Hot Dip Galvanized steel cables
Foundation	Hybrid beam
Fixings	G304 Stainless Steel

Mechanical Drawings

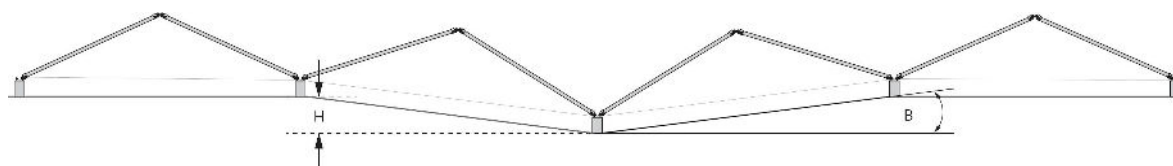
Packed Configuration



Deployed Configuration



Terrain Tolerances



MAX. 350 mm
B = +/- 3 degrees

MAVERICK

Electrical Specification

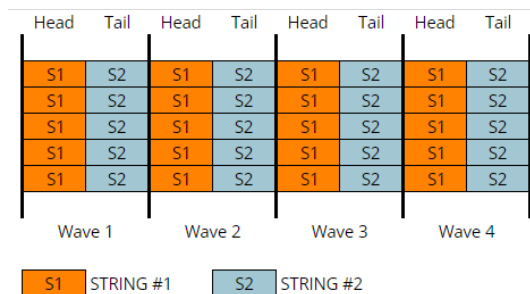
Module information

Model	JAM72530-545/MR
Maximum Power at STC (Pmax)	545 W
Open-circuit Voltage at STC (Voc)	49.75 V
Maximum Power Voltage at STC (Vmp)	41.8 V
Short-circuit Current at STC (Isc)	13.93 A
Maximum Power Current at STC (Imp)	13.04 A
Module Efficiency at STC	21.10%
Operating Temperature	-40°C→+85°C
Maximum Module Voltage	1500
Connector	MC4 EVO2

Array information

String Type 1 Length	20 Modules in series
String Configuration	2 x Type 1
Power at MPP	21.8 kW per MAV
String open circuit voltage at STC *4	995V String Type 1
String MPP voltage at STC *5	836V String Type 1
Short circuit current at STC	13.93 A
Maximum Current at MPP	13.04 A

String Diagram



Certifications

Australian Patent #2015327772

The Maverick product is compliant with relevant sections of the following standards and able to be integrated into solar PV systems that are compliant with the following standards: CEC Solar installation guidelines, AS/NZS 5033, AS 1170.0, AS 1170.1, AS 1170.2, AS 1664.1, AS 3600, AS/NZS 3000, AS/NZS 4777:2005, AS/NZS 1768:2007, AS/NZS 4509:2009.



ABOUT 5B

5B is a clean technology innovator on a mission to accelerate the planet's transition to fast, easy, ultra-low-cost clean energy by harnessing the full power of the sun. 5B has transformed the delivery of solar projects with its prefabricated, modular, scalable, rapidly-deployable flagship 5B Maverick solar technology. Since its launch in 2017, 5B has completed 52 projects, with over 32 MWp capacity, successfully selling and delivering to the biggest utility scale players globally.

1. Based on site specific wind studies and ballast map.
2. Does not cover local geotechnical events caused by flooding.
3. For complete module technical specification, refer to module manufacturers datasheet.
4. These values are not the maximum open circuit voltages. Maximum open circuit voltages are to be calculated by suitably certified engineers based on site conditions and relevant local standards.
5. These values are not the maximum or minimum MPP voltages. Maximum or minimum MPP voltages are to be calculated by suitably certified engineers based on site conditions and relevant local standards.